

JOSEPH A. JACHIMCZYK, M.D., J.D.

FORENSIC PATHOLOGIST  
ATTORNEY AT LAW  
CHIEF MEDICAL EXAMINER



228-8311

EXT. 671 (DAY)

EXT. 212 (NIGHT)

OFFICE OF THE MEDICAL EXAMINER  
OF HARRIS COUNTY

HARRIS COUNTY COURT HOUSE  
HOUSTON, TEXAS 77002

AUTOPSY REPORT

Case 73 - 3356

August 13, 1973

PATHOLOGICAL DIAGNOSIS ON THE BODY


OF

Unknown #16

Asphyxia due to strangulation.

OPINION

It is our opinion that the decedent,  
Unknown #16, came to his death as a  
result of asphyxia due to strangulation -  
Homicide.

  
Joseph A. Jachimczyk, M.D., J.D.  
Chief Medical Examiner

(See Companion Cases 73-3332, 73-3333, 73-3334, 73-3335, 73-3336,  
73-3337, 73-3338, 73-3339, 73-3347, 73-3348, 73-3349, 73-3350, 73-3353,  
73-3354, 73-3355 and 73-3357)

## POSTMORTEM EXAMINATION ON THE BODY OF

Unknown #16

**HISTORY:** This body was one of seventeen bodies or skeletal remains recovered from Stall #11 at 4500 Silverbell Street, Houston, Texas, between 6:00 p.m. on August 8, 1973, and 8:00 p.m. on August 9, 1973. (See Companion Cases 73-3332, 73-3333, 73-3334, 73-3335, 73-3336, 73-3337, 73-3338, 73-3339, 73-3347, 73-3348, 73-3349, 73-3350, 73-3353, 73-3354, 73-3355 and 73-3357)

**AUTOPSY:** The autopsy was performed by Chief Medical Examiner Joseph A. Jachimczyk, M.D., assisted by Assistant Medical Examiners G. Sheldon Green, M.D., and Ethel E. Erickson, M.D., and Dr. Paul G. Stimson, beginning at 12:00 p.m. on August 13, 1973, in the Harris County Morgue.

**EXTERNAL APPEARANCE:** The remaining skeleton was partly covered with decomposing flesh intermixed with lime. Included with the skeleton were two cowboy boots and multicolored striped swimming trunks. There was a silver buckle on the belt of the swimming trunks with gold colored wings in the center and what appeared to be the letter "C". Also included was a khaki colored shirt with long sleeves. The shirt was tied in the front with khaki colored ties and had a large oval dark blue, bright blue and white peace insignia on the back that included a peace insignia with multiple stars and the letters "USMC" and other variable figures. There were letters under the peace insignia, "L84MP". This shirt was stuffed within one of the boots. Also stuffed in the boots were two cotton socks with heavy ribbing on the upper part and a terrycloth texture to the foot part. The socks measured approximately 9 to 9-1/2 inches in length from toe to heel. Also included were dark blue corduroy trousers. The slacks had a label in them stating "MALE SLACKS". The waistline was 32 inches. This was found in the white jockey shorts with an elastic band at the waistline. The swimming trunks had a stretch texture to them. The colors were gold, royal blue, orange-red and aqua green. Around one of the ankles, there was a knotted leather thong. The crotch to the pant leg measurement on the blue pants was 30 inches. An adhesive tape gag was also found. There was a pair of brown roughout cowboy boots; the lower portion was roughout and the upper portion was smooth leather with a stitched pattern. The heel had the word "NEOLITE" on it. The soles were also rubber.

They measured 12 inches in length from heel to toe. A second gag made of adhesive tape with some hair attached to it was also found in this bag. The hair was dark brown and attached to the posterior part of the adhesive gag, measuring approximately 7 inches in length. Besides the skull and mandible, there were two femurs, each measuring approximately 16 inches in length. The tibiae measured 13-1/2 inches in length. There were two humeri, each measuring 11-1/2 inches, two fibulae, 13 inches in length, two radii, each measuring 9 inches in length, and two ulnae, each measuring 8-1/2 inches in length. Included were twenty-four ribs, two scapulae, two hip bones, thirteen vertebrae, and a portion of one hand with six metacarpals, and a partial portion of a foot, the sacrum and distal lumbar vertebrae were in one mass.

Total body X-rays did not disclose any radiopaque objects.

The remains of this individual consisted of the following bones, to which varying bits of decaying soft tissue were adherent: skull, intact, Caucasian with predominantly male characteristics; mandible, intact; cervical vertebrae 1, 2 and 3; thoracic vertebrae 2, 3, 5, 6, 7, 8, 9, 12 (numbers 1, 4, 9 and 10 were missing); lumbar vertebrae 1 through 5; sacrum, intact; right and left clavicle, the medial epiphyses showed stage 0 fusion; right ribs 1 through 12; left ribs 2 through 12 (number 1 was missing); right and left scapulae, the corocoid epiphyses showed stage 4 fusion, the achromial epiphysis showed stage 0 fusion; right and left proximal humeral epiphyses; right and left humerus, the proximal epiphysis showed stage 0 fusion, the distal conjoint epiphysis showed stage 4 fusion; right and left ulna, the proximal epiphysis showed stage 4 fusion, the distal epiphysis showed stage 0 fusion; right and left radius, the proximal epiphysis showed stage 4 fusion, the distal epiphysis showed stage 0 fusion; left distal radial epiphysis; right and left pelvis bones, showing total fusion of the primary elements; the right iliac crest showed stage 0 fusion; there was stage 2 to 3 fusion of the anterior one-fourth of the left iliac crest epiphysis; right and left femur, the proximal epiphysis showed stage 4 fusion, the right distal epiphysis showed stage 3 to 4 fusion, the left distal epiphysis showed 0 fusion; right and left tibia, the proximal and distal epiphyses showed stage 4 fusion; right and left fibula, the proximal epiphysis showed stage 0 fusion, the distal epiphysis showed stage 4 fusion; the bones of the right foot included the calcaneus, talus,

navicular, 1st, 2nd and 3rd cuneiforms, the cuboid, the right 4th metatarsal, this bone showed stage 4 fusion; the bones of the left foot included the 2nd and 3rd cuneiforms, the left 1st, 2nd, 3rd and 5th metatarsals, these showed stage 4 fusion; the bones of the right hand included the right navicular, the right 3rd metacarpal, showing stage 4 fusion; the bones of the left hand included the 2nd and 4th metacarpals with stage 4 fusion and one proximal phalanx showing stage 4 fusion.

ESTIMATE OF AGE: The age estimated upon the basis of the symphysis pubis suggested an age of approximately 19 years. The age estimated on the total pattern of epiphyseal fusion suggested an age of 18 years. The overall pattern was more consistent with 18 than of 19 years, and the age was estimated to be 18 years, possibly early into the 19th year.

ESTIMATE OF HEIGHT: The length of the right femur was 42.7 centimeters. According to the formula of Trotter and Gleaser, white males, the height was 64 inches. Crosscheck by the general formula of Dupersius and Hatten gave a height of 64-3/4 inches. The height therefore was estimated to be 63 to 65 inches.

DENTAL EXAMINATION

Utilizing the Universal System, all four third molars are in the crypts. No caries. No restorations. The upper right central, tooth 8, the upper left cuspid, tooth 11, and the upper left second bicuspid, tooth 13, are avulsed. There is attrition on tooth 23, 24, 25, 26, 7, 9 and 10. The jaw relationships are normal.

*Paul G. Stimson*  
Paul G. Stimson, D.D.S., M.S.

Unit # 16

RECORD OF IDENTIFICATION PROCESSING  
SKELETAL CHART

ML 73-3356

LAST NAME - FIRST NAME - MIDDLE INITIAL (or unknown number)

BLACK OUT PORTIONS NOT RECOVERED

GRADE SERVICE NUMBER

NAME OF CEMETERY, EVACUATION NUMBER, OR SEARCH AND RECOVERY NUMBER

PLOT ROW GRAVE

ESTIMATED AGE (Years) ESTIMATED HEIGHT  
18-19 63-65 inches

SKELETAL MEASUREMENTS (Centimeters)

SKELETAL MEMBER	METHOD	SKELETAL MEASUREMENTS (Centimeters)	
		RIGHT	LEFT
SKULL			
HUMERUS			
ULNA			
RADIUS			
FEMUR			
TIBIA			
FIBULA			

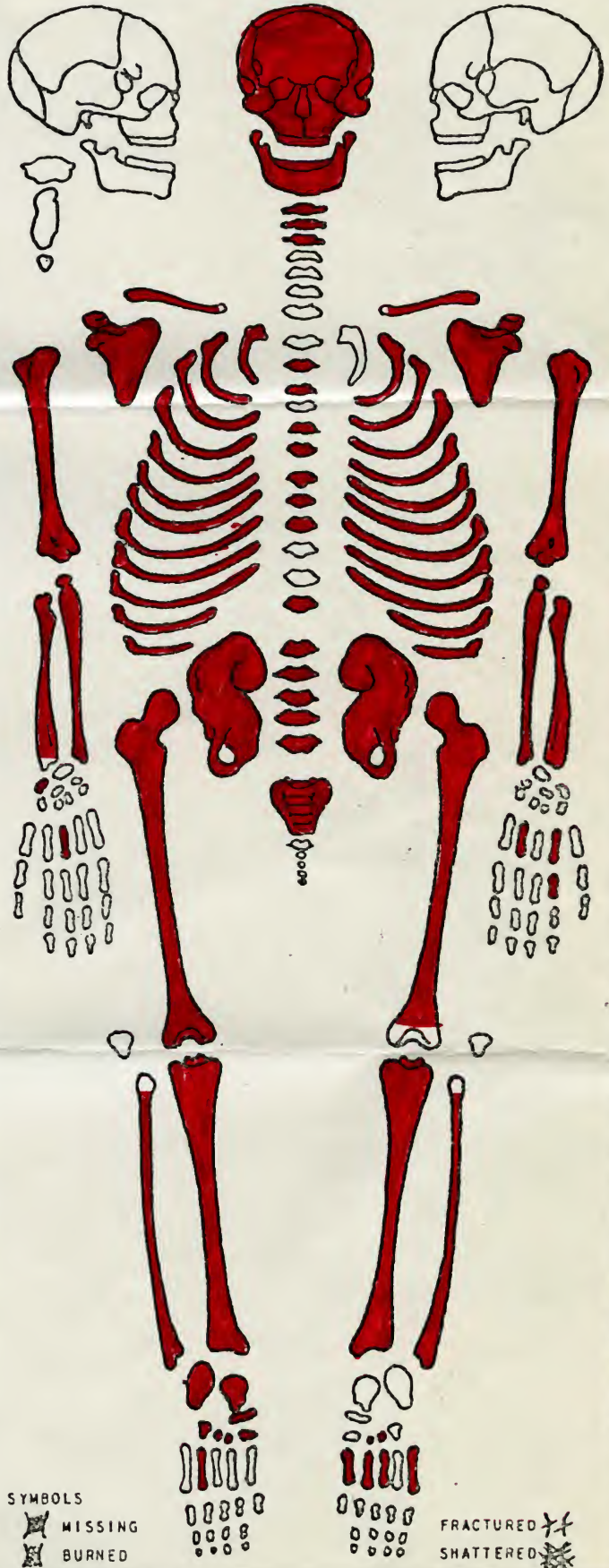
REMARKS OR STATEMENT OF ANTHROPOLOGIST (Continue on reverse if more space is required)

*Bones present shaded in red*

THE PARTS PRESENT AS INDICATED ON THIS SKELETAL CHART REPRESENTS ONE AND THE SAME INDIVIDUAL

PHYSICAL ANTHROPOLOGIST (Name)

SIGNATURE



BODY CAN BE VIEWED: YES \_\_\_\_\_ NO \_\_\_\_\_

DATE: \_\_\_\_\_

# 16

ML 73-3356

SEX: \_\_\_\_\_

SCARS: Skeleton Only

RACE: \_\_\_\_\_

TATTOOS: \_\_\_\_\_

EST. AGE: 18 - early 19

OTHER: \_\_\_\_\_

HEIGHT: 5'3" - 5'5"

X-RAY: \_\_\_\_\_

WEIGHT: \_\_\_\_\_

✓ CLOTHING: yes - see over

EYES: \_\_\_\_\_

PERSONAL EFFECTS: \_\_\_\_\_

HAIR: dk brown 7 inches

DECEDENT'S NAME: \_\_\_\_\_

DECEDENT'S ADDRESS: \_\_\_\_\_

NEXT OF KIN: \_\_\_\_\_

ADDRESS: \_\_\_\_\_

IDENTIFIED BY: \_\_\_\_\_ DATE: \_\_\_\_\_

ADDRESS: \_\_\_\_\_

HCME OFFICER PRESENT: \_\_\_\_\_

FINGERPRINTED BY: \_\_\_\_\_

DATE: \_\_\_\_\_

PHOTOGRAPHED BY: \_\_\_\_\_

DATE: \_\_\_\_\_

DENTAL RECORD BY: \_\_\_\_\_

DATE: \_\_\_\_\_

CLOTHING:

Boots - cowboy type, roughout lowers

Swim Trunks - striped: blue, green, red, white  
with silver colored buckle with gold wings  
over letter "C"

Shirt - khaki, laced neck, large dark blue,  
light blue, white peace sign on back,  
hand lettered "L84MF" below peace sign.

Socks - ribbed heavy cotton, cushion sole

Trousers - red & blue corduroy, 32 in. waist,  
30 in. leg. label: "Male Slacks"

Shorts - white jockey type



#16

4500 Silverbell

- ① 2 cowboy boots (Roughout lower part  
smooth leather & stitched pattern upper)  
17 inches length
- ② multi colored swimming trunks -  
blue-green-red & white.  
Silver buckle & gold wings in center &  
what appeared to be a letter C
- ③ Khaki colored shirt - long sleeves &  
khaki colored front ties.  
On the back there was a large oval  
dark blue, bright blue & white & a  
peace insignia & multiple stars &  
the letters U S M C & other variable  
figures.  
The color of the shirt might be much lighter  
but assumed the khaki color from the ground.  
The letters under peace insignia "L 84 M F."
- ④ 2 cotton socks - heavy ribbing on upper part &  
terry cloth texture to the foot part.  
9 - 9 1/2 inches from toe to heel.
- ⑤ Dark blue or blue red corduroy trousers,  
Waist line - 32 inches  
Crotch to.
- ⑥ White jockey shorts - elastic waist.

Gister age 16-17

Brown

JOSEPH A. JACHIMCZYK, M.D., J.D.

FORENSIC PATHOLOGIST

ATTORNEY AT LAW

CHIEF MEDICAL EXAMINER



(713) 796-9292

(713) 796-6815



OFFICE OF THE MEDICAL EXAMINER OF HARRIS COUNTY  
JOSEPH A. JACHIMCZYK FORENSIC CENTER

1885 OLD SPANISH TRAIL  
HOUSTON, TEXAS 77054

March 20, 1991

Mr. Jim Bolding  
Houston Police Department  
#1 Artesian Place  
Houston, Texas 77002

Dear Mr. Bolding:

Submitted herewith are scapulae from the following medical legal cases:

73-3349

73-3355

73-3356

89-5901

It is requested that, if possible, DNA extracts be obtained from these specimens. Cases 73-3349, 73-3355 and 73-3356 are unidentified remains from homicides within the Houston Police Department jurisdiction. Each was recovered from a boatshed on Silverbell Street in southwest Houston in 1973, part of the so called mass murders by Corll, Henley and Brooks. Each is a caucasian male.

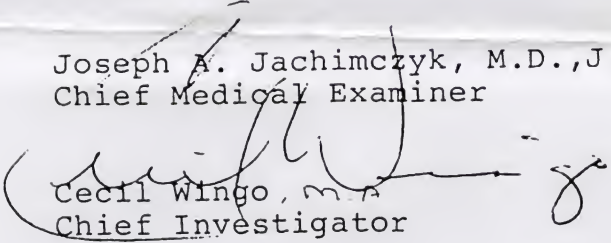
Medical legal 89-5901 is a homicide, Houston Police Department jurisdiction, unknown remains of a caucasian female, possibly hispanic.

We have "possible and even probable" matches for each of these unknowns. There are living parents and/or siblings for each from whom we can obtain blood specimens for possible DNA crossmatching. If there is success in one or all of these it would provide an identification totally unavailable in any other manner. To our knowledge this would also be a first such identification.

Your assistance is greatly appreciated.

Sincerely,

Joseph A. Jachimczyk, M.D., J.D.  
Chief Medical Examiner



Cecil Wingo, M.D.  
Chief Investigator

CW/pb

SIR

Houston Police Crime Laboratory  
REF: L91-3332

Date: December 2, 91.

The following samples were received from Medical examiner's office at Houston for DNA Profiling:

REF #	TEST MATERIAL	DATE RECEIVED	PROBE(LOCUS)
ML89-5901	Bone Scapula (DECEDANT)	3-21-91)	(YNH24(D2S44)
	Blood(R.R.ESPINOZA, *PF)	4-16-91)	(TBQ7(D10S28)
	Blood(Munoz, A, *PM)	4-16-91)	(MS1(D1S7) (V1(D17S79)
ML73-3356	Bone Scapula (DECEDANT)	3-21-91	YNH24(D2S44)
	Blood(BRYCE FERDIQ, *PF)	5-13-91	YNH24(D2S44)
	Blood(ERMA L. SICKMAN, *PM)	5-13-91	YNH24(D2S44)
ML73-3355	Bone Scapula (DECEDANT)	3-21-91	YNH24(D2S44)
	Blood(WALTER SCOT, *PF)	5-13-91	YNH24(D2S44)
	Blood(MARY SCOT, *PM)	5-13-91	YNH24(D2S44)
ML73-3349	Bone Scapula (DECEDANT)	3-21-91	YNH24(D2S44)
	Blood(IKE PRATER, *PF)	5-13-91	YNH24(D2S44)
	Blood(RHONDA PRATER, *PM)	5-13-91	YNH24(D2S44)

DNA was isolated from all of the above listed sample and processed for DNA profiling as per FBI protocol.

Results and conclusions:

Results are inconclusive because the DNA isolated from bones in all cases was degraded and did not yield any results. DNA from blood in all cases yielded two banded patterns with all the probes tested

\*PF= Possible Father. PM=Possible Mother

*B.R. Sharma*  
Baldev R. Sharma,  
Criminalist II

12-2-91

2000  
12-6-91  
aw